

# Industrial Enclosures ED. 04

For indoor and outdoor  
industrial applications  
Insulated wall mounting cabinets



GE imagination at work

Application guide / e-catalogue

B.3 ARIA

Insulated boxes

B.14 PolySafe

**Insulated wall mounting cabinets**

Wall mounting system enclosures

Sheet steel distribution boards

Pedestals

Subterranean enclosures

Climate control

General accessories

General characteristics

Index



## Overview insulated wall mounting cabinets

	ARIA IP66	PolySafe IP65
	 315 x 215 x 170	 500 x 500 x 320
	 415 x 315 x 170	 500 x 750 x 320
	 515 x 415 x 230	 750 x 500 x 320
	 615 x 415 x 230	 750 x 750 x 320
	 735 x 535 x 270	 750 x 1000 x 320
A	 835 x 635 x 300	 750 x 1250 x 320
B	 1035 x 835 x 300	 1000 x 500 x 320
C		 1000 x 750 x 320
D		 1000 x 1000 x 320
E		 1000 x 1000 x 320
F		 1000 x 1250 x 320
G		 1250 x 750 x 320
H		 1250 x 1000 x 320
I		 1250 x 1000 x 320
X		 1250 x 1000 x 320

H x W x D in mm

A

B

C

D

E

F

G

H

I

X



## Universal polyester cabinets



### Standards

IEC 60439-1	EN 60439-1
IEC 60529	EN 60529
IEC 62208	EN 62208

### Approvals



UL types 3, 3R, 3S, 4, 4X, 12 and 13



CSA types 3, 3R, 3S, 4, 4X, 12 and 13



AS 3132-1991  
Australian Standards

### Features

- The range is available in seven sizes, ranging from 315 x 215 to 1035 x 835 mm.
- The cabinets are made of light-grey (RAL 7035) hot moulded, glass fibre reinforced polyester, dyed in mass. The enclosure is furnished with four threaded studs and bolts for mounting plate or mounting frame installation.
- The enclosure provides total insulation and a protection degree of **IP66** following IEC 60529 and EN 60529.
- Protection degree IK10 against external mechanical impacts according to EN 62262 and IEC 62262 (IK07 for cabinets with glazed door).
- This protection covers the total volume of the enclosure according to EN 62208 and IEC 62208.
- Resists temperatures up to 70°C in continuous use (peak temperatures up to 150°C).
- Self extinguishing and halogen-free.
- Cabinets are maintenance free and corrosion resistant.
- Rated insulation voltage  $U_i = 1000V$ .

### Applications

- |   |                        |
|---|------------------------|
| - Heavy industry                                | - Brewery              |
| - Steel mills                                   | - Public services      |
| - Petrochemical plants                          | - Street signalisation |
| - Temporary connection (for construction sites) | - Telecom              |
|   | - Photovoltaic energy  |





- Overview of the range ● Page B.2
- Dimensional drawings ● Page I.20
- Specifications for tender documents ● Page I.53
- Power dissipation values ● Page I.72



- Monobloc type of cabinet
- In and outdoor use
- 7 dimensions 315x215x170 up to 1035x835x300 mm
- 1, 2 or 3 point locking mechanism
- Glass fibre reinforced polyester
- Protection degree **IP66\***-IK10 (plain door)
- Fitted for mounting plate and modular mounting frame
- Wall mounting/pole fixing
- Execution on base (metal or concrete)
- Approvals: UL/CSA/AS

**Self-adhesive rainhood**

(as a standard accessory with each cabinet)  
avoiding dripping water drops while opening the door



**Mounting frame with individual modular cover plates for DIN-rail equipment**

150 mm between centres, up to 180 modules !



**REAL IP66\***

*	ARIA	Product of competitor A	Product of competitor B
Catalogue	IP66	IP66	IP65
Lab Tests	IP66	IP65/54	IP42



Construction



Petrochemicals



Conveyer belts





Durable polyurethane gasket



Ergonomic new closing mechanism

- Reducing closing force by 25%
- Can also be operated by swing-handle



Patented doorlifter for bigger dimensions ensuring the door takes it's center position during closing



Traffic



Water treatment



Camping and Hotels

A

B

C

D

E

F

G

H

I

X



## Universal polyester cabinets

						
	Type		ARIA 32	ARIA 43	ARIA 54	ARIA 64
	H x W x D		315 x 215 x 170	415 x 315 x 170	515 x 415 x 230	615 x 415 x 230
	<b>Cabinet</b> ☑ IP65 - IK10 With individual double bit lock 3 mm	Ref. No.	831025 1-point	831035 1-point	831809 2-point	831810 2-point
	<b>Cabinet</b> ☑ IP66 - IK10 With central double bit lock 3 mm	Ref. No.	-	831036	831052	831065
	<b>Cabinet</b> ☑ IP66 - IK10 With central swing handle for profile half cylinder	Ref. No.	-	831034	831051	831064
	<b>Glazed door cabinet</b> ☑ IP65 - IK07 With individual double bit lock 3 mm	Ref. No.	-	831128 1-point	831812 2-point	831813 2-point
	<b>Glazed door cabinet</b> ☑ IP66 - IK07 With central double bit lock 3 mm	Ref. No.	-	831815	831129	831130
	<b>Glazed door cabinet</b> ☑ IP66 - IK07 With central swing handle for profile half cylinder	Ref. No.	-	-	831284	831285

Pack: 1

## Applications

- Industry
- Steel works
- Oil refineries
- Breweries
- Shipyards
- Public utilities

ARIA 75	ARIA 86	ARIA 108
735 x 535 x 270	835 x 635 x 300	1035 x 835 x 300
831811 2-point	-	-
831081	831098	831112
831080	831097	831111
831814 2-point	-	-
831131	831132	831133
831286	831287	831288



Universal cabinets

A

**B**

C

D

E

F

G

H

I

X









## Universal polyester cabinets - Accessories

						
	Type		ARIA 32	ARIA 43	ARIA 54	ARIA 64
	H x W x D		315 x 215 x 170	415 x 315 x 170	515 x 415 x 230	615 x 415 x 230
	<b>Mounting plates</b>	H x W	250 x 150	350 x 250	450 x 350	550 x 350
	Pertinax 5 mm	Ref. No.	831027	831038	831054	831067
	Sendzimir zinc coated sheet steel 2 mm	Ref. No.	831026	831037	831053	831066
	Metal perforated 1.5 mm	Ref. No.	831332	831333	831334	831335
	<b>Mounting frame</b>	Ref. No.	831030	831041	831057	831070
	Banks		2	2	3	3
	Modules		12	24	54	54
	<b>Rail for terminal blocks</b>	Ref. No.	831018	831019	831020	831020
	Available spaces for terminal		2	3	4	4
	<b>Full cover plates</b>					
	Plain	Ref. No.	831028	831039	831055	831068
	With cut-outs for DIN-rail equipment	Ref. No.	831029	831040	831056	831069
	With cut-out for individual modular cover plates	Ref. No.	-	831790	831791	831792
	Number of ind. mod. cover plates containable		-	2	3	3
	<b>Individual modular cover plates (PVC) IP20</b>	H x W	-	150 x 239	150 x 343	150 x 343
	Plain	Ref. No.	-	831797 (1)	831799	831801 (2)
	With cut-out for DIN-rail equipment	Ref. No.	-	831796 (1)	831798	831800 (2)
	Modules		-	12	17	18

Pack: 1

(1) and (2): see page B.10

		
<b>ARIA 75</b>	<b>ARIA 86</b>	<b>ARIA 108</b>
735 x 535 x 270	835 x 635 x 300	1035 x 835 x 300
650 x 450	750 x 550	950 x 750
<b>831083</b> <b>831082</b>	<b>831100</b> <b>831099</b>	<b>831114</b> <b>831113</b>
<b>831336</b>	<b>831337</b>	<b>831338</b>
<b>831086</b>	<b>831103</b>	<b>831117</b>
4 88	4 96	5 180
<b>831021</b>	<b>831022</b>	<b>831023</b>
6	7	10
<b>831084</b>	<b>831101</b>	<b>831115</b>
<b>831085</b>	<b>831102</b>	<b>831116</b>
<b>831793</b>	<b>831794</b>	<b>831795</b>
4	8	10
150 x 423	150 x 239	150 x 343
<b>831803</b>	<b>831797 (1)</b>	<b>831801 (2)</b>
<b>831802</b>	<b>831796 (1)</b>	<b>831800 (2)</b>
22	12	18




- ① Housing in one piece
- ② Removable door: left- or right-hand hinged  
(not for version with swing-handle)
- ③ Slightly curved gasket-slot avoiding stagnant water
- ④ Fixing points at rear of door
- ⑤ Cover plate:
  - polyester RAL 7035
  - hinged
  - independent
  - reversible
  - sealable
  - with snap-on fixing
- ⑥ Three point closing system with one lock.  
Exchangeable locks.
- ⑦ Independent rail for terminal blocks
- ⑧ Mounting frame
  - removable
  - predrilled
  - reinforced DIN-rails
- ⑨ Integrated hinges.  
Door opens 180°
- ⑩ Mounting plate
  - metal
  - pertinax
  - perforated
- ⑪ Direct wall fixing points or wall fixing lugs in plastic material or stainless steel.

Common accessories

	<p><b>Fixing lugs</b></p> <table border="1"> <tr> <td><b>831000</b></td> <td>1</td> </tr> <tr> <td colspan="2">Set of 4 fixing lugs. 304 stainless steel.</td> </tr> <tr> <td><b>831001</b></td> <td>1</td> </tr> <tr> <td colspan="2">Set of 4 fixing lugs in polyamide</td> </tr> </table>	<b>831000</b>	1	Set of 4 fixing lugs. 304 stainless steel.		<b>831001</b>	1	Set of 4 fixing lugs in polyamide		<p><b>Profile half cylinder locks</b> Standard: D = 40 mm - L = 30,5 mm</p> <table border="1"> <tr> <td><b>832030</b></td> <td>1</td> </tr> <tr> <td colspan="2">With 2 keys V2432-E</td> </tr> <tr> <td><b>832031</b></td> <td>1</td> </tr> <tr> <td colspan="2">With 2 keys 1242-E</td> </tr> <tr> <td><b>832465</b></td> <td>1</td> </tr> <tr> <td colspan="2">With 2 keys 455-E</td> </tr> <tr> <td><b>832466</b></td> <td>1</td> </tr> <tr> <td colspan="2">With 2 keys 405-E</td> </tr> </table>	<b>832030</b>	1	With 2 keys V2432-E		<b>832031</b>	1	With 2 keys 1242-E		<b>832465</b>	1	With 2 keys 455-E		<b>832466</b>	1	With 2 keys 405-E										
<b>831000</b>	1																																		
Set of 4 fixing lugs. 304 stainless steel.																																			
<b>831001</b>	1																																		
Set of 4 fixing lugs in polyamide																																			
<b>832030</b>	1																																		
With 2 keys V2432-E																																			
<b>832031</b>	1																																		
With 2 keys 1242-E																																			
<b>832465</b>	1																																		
With 2 keys 455-E																																			
<b>832466</b>	1																																		
With 2 keys 405-E																																			
	<p><b>Hinge supports for inner door</b></p> <table border="1"> <tr> <td><b>831010</b></td> <td>1</td> </tr> <tr> <td colspan="2">Set of 2 hinge supports for cover plate. Together with a closed cover plate an inner door can be realised.</td> </tr> </table>	<b>831010</b>	1	Set of 2 hinge supports for cover plate. Together with a closed cover plate an inner door can be realised.		<table border="1"> <tr> <td><b>843435</b></td> <td>1</td> </tr> <tr> <td colspan="2">With 1 square key, 6 mm</td> </tr> <tr> <td><b>832032</b></td> <td>1</td> </tr> <tr> <td colspan="2">With 1 square key, 8 mm</td> </tr> <tr> <td><b>832033</b></td> <td>1</td> </tr> <tr> <td colspan="2">With 1 triangular key, 8 mm</td> </tr> <tr> <td><b>832034</b></td> <td>1</td> </tr> <tr> <td colspan="2">With 1 triangular key, 11 mm</td> </tr> <tr> <td><b>832029</b></td> <td>1</td> </tr> <tr> <td colspan="2">With 1 double-bit key, 3 mm</td> </tr> </table>	<b>843435</b>	1	With 1 square key, 6 mm		<b>832032</b>	1	With 1 square key, 8 mm		<b>832033</b>	1	With 1 triangular key, 8 mm		<b>832034</b>	1	With 1 triangular key, 11 mm		<b>832029</b>	1	With 1 double-bit key, 3 mm										
<b>831010</b>	1																																		
Set of 2 hinge supports for cover plate. Together with a closed cover plate an inner door can be realised.																																			
<b>843435</b>	1																																		
With 1 square key, 6 mm																																			
<b>832032</b>	1																																		
With 1 square key, 8 mm																																			
<b>832033</b>	1																																		
With 1 triangular key, 8 mm																																			
<b>832034</b>	1																																		
With 1 triangular key, 11 mm																																			
<b>832029</b>	1																																		
With 1 double-bit key, 3 mm																																			
 	<p><b>Lock inserts</b> To replace double-bit inserts from standard delivery</p> <table border="1"> <tr> <td><b>831008</b></td> <td>1</td> </tr> <tr> <td colspan="2">3 mm</td> </tr> <tr> <td><b>831005</b></td> <td>1</td> </tr> <tr> <td colspan="2">8 mm</td> </tr> <tr> <td><b>831006</b></td> <td>1</td> </tr> <tr> <td colspan="2">8 mm</td> </tr> <tr> <td><b>831007</b></td> <td>1</td> </tr> <tr> <td colspan="2">11 mm</td> </tr> <tr> <td colspan="2">Other locks on request.</td> </tr> </table>	<b>831008</b>	1	3 mm		<b>831005</b>	1	8 mm		<b>831006</b>	1	8 mm		<b>831007</b>	1	11 mm		Other locks on request.		<p><b>Ventilation grids (IP44)</b></p> <table border="1"> <tr> <td><b>831009</b></td> <td>1</td> </tr> <tr> <td colspan="2">Set of two ventilation grids Drilling Ø 34,9 mm</td> </tr> <tr> <td colspan="2">Please refer to chapter G for more ventilation options.</td> </tr> </table>	<b>831009</b>	1	Set of two ventilation grids Drilling Ø 34,9 mm		Please refer to chapter G for more ventilation options.										
<b>831008</b>	1																																		
3 mm																																			
<b>831005</b>	1																																		
8 mm																																			
<b>831006</b>	1																																		
8 mm																																			
<b>831007</b>	1																																		
11 mm																																			
Other locks on request.																																			
<b>831009</b>	1																																		
Set of two ventilation grids Drilling Ø 34,9 mm																																			
Please refer to chapter G for more ventilation options.																																			
	<p><b>Handles</b></p> <table border="1"> <tr> <td>① <b>831003</b></td> <td>1</td> </tr> <tr> <td colspan="2">Neutral handle</td> </tr> <tr> <td>① <b>831004</b></td> <td>1</td> </tr> <tr> <td colspan="2">Handle with lock and 2 keys V2432E</td> </tr> <tr> <td>① <b>831180</b></td> <td>1</td> </tr> <tr> <td colspan="2">Handle with lock and 2 keys 1242E</td> </tr> <tr> <td>① <b>831152</b></td> <td>1</td> </tr> <tr> <td colspan="2">Handle with lock and 2 keys 405E</td> </tr> <tr> <td>① <b>831153</b></td> <td>1</td> </tr> <tr> <td colspan="2">Handle with lock and 2 keys 455E</td> </tr> <tr> <td>② <b>831821</b></td> <td>1</td> </tr> <tr> <td colspan="2">Handle for profile half cylinder</td> </tr> <tr> <td>③ <b>831822</b></td> <td>1</td> </tr> <tr> <td colspan="2">Handle for profile half cylinder for padlocking</td> </tr> </table>	① <b>831003</b>	1	Neutral handle		① <b>831004</b>	1	Handle with lock and 2 keys V2432E		① <b>831180</b>	1	Handle with lock and 2 keys 1242E		① <b>831152</b>	1	Handle with lock and 2 keys 405E		① <b>831153</b>	1	Handle with lock and 2 keys 455E		② <b>831821</b>	1	Handle for profile half cylinder		③ <b>831822</b>	1	Handle for profile half cylinder for padlocking		<p><b>Supporting chair</b></p> <table border="1"> <tr> <td><b>891854</b></td> <td>1</td> </tr> <tr> <td colspan="2">For ARIA 75 and 86, for temporary connections</td> </tr> </table>	<b>891854</b>	1	For ARIA 75 and 86, for temporary connections		
① <b>831003</b>	1																																		
Neutral handle																																			
① <b>831004</b>	1																																		
Handle with lock and 2 keys V2432E																																			
① <b>831180</b>	1																																		
Handle with lock and 2 keys 1242E																																			
① <b>831152</b>	1																																		
Handle with lock and 2 keys 405E																																			
① <b>831153</b>	1																																		
Handle with lock and 2 keys 455E																																			
② <b>831821</b>	1																																		
Handle for profile half cylinder																																			
③ <b>831822</b>	1																																		
Handle for profile half cylinder for padlocking																																			
<b>891854</b>	1																																		
For ARIA 75 and 86, for temporary connections																																			

Common accessories (continued)



<b>Branch terminals</b>	
6 x 10 mm <sup>2</sup> + 2 x 16 mm <sup>2</sup> to clip on 12 x 2 mm bar	
610185	4
Phase bar - black	
610186	4
Earth bar - green	
610187	4
Neutral bar - blue	

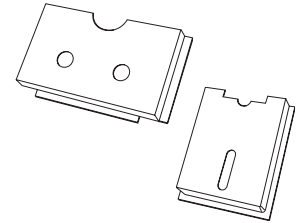


<b>Blanking plate</b>	
610142	4
For 4 modules	
610484	500
For 4 modules	


<b>Marking strip</b>	
851321	1m
Self adhesive	



<b>Document pocket</b>	
811516	1
DIN A4 - W x H = 325 x 180 mm	
832000	1
DIN A5 - W x H = 155 x 225 mm	



<b>Nuts</b>	
For perforated mounting plates	
831328	50
M4	
831329	50
M5	
831330	50
M6	



A

B

C

D

E

F

G

H

I

X



Notes

Grid of dots for notes.

Insulated wall mounting cabinets

A

**B**

C

D

E

F

G

H

I

X



## Multipurpose polyester cabinets



### Standards

IEC 60529	EN 60529
IEC 62208	EN 62208
IEC 62262	EN 62262

### Approvals



- Cabinets with one door:  
type 3, 3R, 3S, 4, 4X, 12, 12K and 13
- Cabinets with two doors:  
type 3, 3R, 3S, 4, 4X, 12, 12K and 13
- Coupled cabinets:  
type 3, 3R, 3S, 12, 12K and 13

### Ambient conditions

- Indoor and outdoor stationary use, at temperatures between -50°C and 70°C in continuous use and at peak temperatures up to +150°C and excessive height up to 2000 m
- Suitable for aggressive and marine or corrosive environments

### Features

- 14 standard dimensions (from 500 x 500 up to 1250 x 1000) in one depth 320 mm
- Cabinets are standard factory assembled (empty or equipped)
- High protection degree **IP65-IK10** (20J) according to IEC 60529 and EN 62262 and IEC 62262 (IP55 - IK07 for cabinets with glazed door)  
This protection covers the total volume of the enclosure according to EN 62208 and IEC 62208.
- Material: self-extinguishing, hot moulded, halogen-free, fiberglass reinforced polyester (environment friendly)
- Colour: grey RAL7035, dyed in mass
- Designed for wall mounting, floor standing and pole fixing
- Coupling possibilities in height, width and depth
- Total insulation
- Door with 5-point latching mechanism
- Execution as pedestal possible
- Rated insulation voltage  $U_i = 1000V$
- Corrosion and maintenance free
- Easy recyclable: no moulded-in metal parts



- Overview of the range ● Page B.2
- Dimensional drawings ● Page I.22
- Specifications for tender documents ● Page I.54
- Power dissipation values ● Page I.74



Multipurpose cabinets

A

B

C

D

E

F

G

H

I

X

## Applications

- Commercial**  
 Leisure (market places, camping sites, harbours for pleasure crafts, amusement parks), fuel stations, car washes, laundrettes and laundries, service enclosures for construction yards, ...
- Industrial**  
 Shipyards, mining, automotive, paper and pulp, food and beverage, petro-chemicals, heavy industry, transformers, system monitoring, ...
- Utilities**  
 Water treatment plants, waste management, telecommunications, traffic signaling systems, traffic management, public transport, energy distribution (electricity, gas, water), cable television (CATV), public lighting, railways, ...





A

B

C

D

E

F

G


H

I

X

### Rainhood for outdoor use

- Up to IP65, not necessary
- Possibility of ventilation through cut-outs in top panel and air vents on side panels (to prevent internal condensation)
- Protection degree: IP44/IP54 in case of ventilation
- Moulded-in markings on the inside top panel shows the cut-out and fixation points




### Backpanel

- Enclosed in main structure
- Has a seamless top panel as a result
- No inserts
- PUR sealing directly injected and responsible for high protection degree IP65




### Wall mounting brackets

- No mounting screws necessary
- Can be mounted vertical or horizontal




### Neoprene gasket

- Preformed and premounted



### Mounting frame

- In Alu with standard horizontal Alu C-profiles for all four widths
- Regulation in depth possible for all sizes
- Offering a complete solution (no more sawing necessary)



### Side panels

- Integrated into top and bottom
- Provide a very solid and stable construction




### Floor mounting frame

- Base in polyester (height 65 mm)
- For anchoring the cabinet with the floor
- Moulded-in markings on the inside bottom panel shows the cut-out and fixation points for anchoring



### Mounting plates

- Metal 2 mm
- Pertinax 5 mm
- Metal perforated 2 mm
- Fixed (by means of HiLo) as well as adjustable in depth for all sizes



**Self tapping HiLo screws**

- (no inserts)
- For assembling main structure and fixation of the back panel
  - Makes the cabinet easily dismantled for recycling




**Hinges**

- Mounted directly on the side panels, each step of 250 mm
- Direct access outside the functional part of the cabinet

**Standard ergonomic operating handle**

- Premounted on the door
- Suitable for all types of profile half cylinder locks (standard depth 40 mm/ alt. depth 45 mm)
- Possibility of padlocking (no access to unauthorised persons)



**Doorlifter**

- For bigger dimensions
- Ensuring the door takes its center position during closing



**Door**

- Flush mounted
- Plain or glazed
- No inserts (HiLo screws)
- Inclosed in main structure
- Has a seamless top panel as a result PUR sealing directly injected results in high protection degree IP65
- Opening angle 100°




**Standard 5 point latching mechanism**

- Operated by one handle
- Provides secure closing (IP65)



**Doorstop**

Prevents stressing the door hinges caused by wind in outside use



**Door conducting**

For exact door positioning in the main structure



A

B

C

D

E

F

G

H

I

X

## Customisation



Cabinet can be ordered with preformed cut-outs to suit your application: ease and speed of mounting.



Lay-out in compartments and internal separations as a flexible solution for the end customer (e.g. separation of distribution and instrumentation sections).



Coupling in depth by means of a depth extension kit (unlimited).



Cabinet also available with inset polycarbonate window: visibility of operating components, internal signalisation.



Coupling in height and width by means of a coupling kit (see accessories): ease of extension.



Cabinet can be factory equipped and wired according to the customers requirements: ready to install and operate.

### Customisation

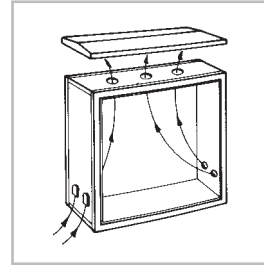


Cabinet also available in kit-form on demand: ease of transportation, space saving storage.

### Mounting applications

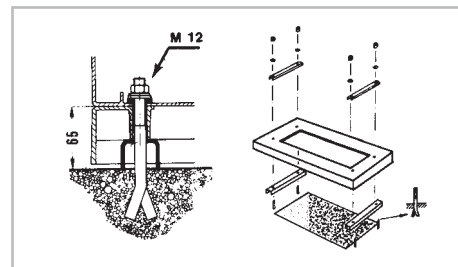
#### Rainhoods

Four fixing points for securing rainhood are marked off in top panel. By drilling holes in the top panel and by fitting air vents (Ref. No. 833677) on the side panels, the cabinet with rainhood will be efficiently ventilated. (IP44)  
For extra depth or extra width, please contact us.



#### Plinth

Easily mounted in accordance with the enclosed instructions



Cabinet can be provided with door on the front and at the rear: easy access, two different individual compartments.



Cabinet can be supplied painted in other colours or with personal identification: environmental influence adaptation, ease of recognition, anti-graffiti.



A

B

C

D

E

F

G

H

I

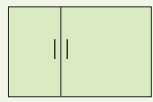
X

## Multipurpose polyester cabinets

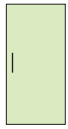
Insulated wall mounting cabinets

	Depth = 320 mm	PS 220	PS 230	PS 320	PS 330	PS 340
						
	<p><b>Factory-assembled cabinet IP65 - IK10</b> Complete with handle and wall mounting brackets of AISI 304 stainless steel (without cylinder lock)</p> <p>Dimensions (H x W)</p> <p>Cabinet with plain door</p> <p>Cabinet with glazed door (polycarbonate window) (IP55)</p> <p>Weight (kg)</p>	500 x 500 <b>833000</b> <b>833001</b> 16	500 x 750 <b>833004</b> <b>833005</b> 19	750 x 500 <b>833008</b> <b>833009</b> 20	750 x 750 <b>833012</b> <b>833013</b> 25	750 x 1000 <b>833016</b> <b>833017</b> 30
	<b>Cabinet with door on the front and at the back</b>	<b>833076</b>	<b>833086</b>	<b>833219</b>	<b>833373</b>	<b>833077</b>
	<p><b>Mounting plate</b> Dimensions (H - 110 mm x W - 110 mm)</p> <p>Sendzimir zinc coated sheet steel 2 mm</p> <p>Perforated 2 mm</p> <p>Pertinax 5 mm</p> <p>Pertinax 10 mm</p>	<b>833500</b> <b>833516</b> <b>833508</b> -	<b>833501</b> <b>833517</b> <b>833509</b> -	<b>833501</b> <b>833518</b> <b>833509</b> -	<b>833502</b> <b>833519</b> <b>833510</b> -	<b>833504</b> <b>833520</b> <b>833512</b> -
	<p><b>Depth extension kit IP65</b> To increase the standard depth 320 mm of the cabinet up to 640 mm. The kit consists out of two side panels, one top and bottom panel and two open backpanels.</p>	<b>833584</b>	<b>833585</b>	<b>833586</b>	<b>833587</b>	<b>833588</b>
	<p><b>Rainhood</b> For an efficient ventilation (IP44) in outdoor use by drilling holes in the top panel.</p> <p>As the standard enclosure is IP65, a rainhood is not necessary. In case of extra width or depth, please contact us.</p>	<b>833566</b>	<b>833568</b>	<b>833566</b>	<b>833568</b>	<b>833570</b>
	<p><b>Plinth</b> or floor mounting frame. Cabinet and plinth are anchored together in the flooring - H = 65 mm</p>	<b>833574</b>	<b>833575</b>	<b>833574</b>	<b>833575</b>	<b>833576</b>
	<p><b>Adaptor frame for DIN-base mounting</b> Cabinet and adaptor frame are anchored on the DIN base (polyester or concrete)</p> <p><b>DIN-base</b> For more information, see page E.11</p>	-	<b>833582</b>	-	<b>833582</b>	<b>833583</b>
	<p><b>Mounting frame in Alu</b> Consisting out of: four attachment brackets, two vertical C-profiles. Horizontal profiles to be ordered separately, see B.19</p> <p>Continuously adjustable</p> <p>Adjustable in steps of 12,5 mm</p> <p>Length of horizontal profile (mm)</p>	<b>833533</b> <b>833529</b> 468	<b>833533</b> <b>833529</b> 718	<b>833534</b> <b>833530</b> 468	<b>833534</b> <b>833530</b> 718	<b>833534</b> <b>833530</b> 968

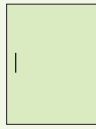




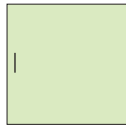
PS 352



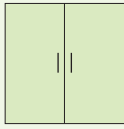
PS 420



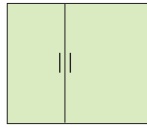
PS 430




PS 440



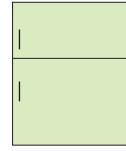
PS 442



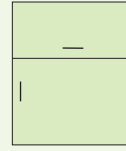
PS 452



PS 530



PS 542



PS 546

750 x 1250	1000 x 500	1000 x 750	1000 x 1000	1000 x 1000	1000 x 1250	1250 x 750	1250 x 1000	1250 x 1000
833020	833024	833028	833032	833036	833040	833044	833052	833056
833021	833025	833029	-	833037	833041	833045	833053	833057
38	25	30	36	39	41	37	45	45

833374	833375	833085	833376	833377	833378	833379	833380	833381
--------	--------	--------	--------	--------	--------	--------	--------	--------

833506	833503	833504	833505	833505	833507	833506	833507	833507
833521	833522	833523	833524	833524	833525	833526	833527	833527
833514	833511	833512	833513	833513	833515	833514	833515	833515
833385	-	-	833386	833386	833387	833385	833387	833387

833589	833590	833591	833592	833592	833593	833594	833595	833595
--------	--------	--------	--------	--------	--------	--------	--------	--------

833572	833566	833568	833570	833570	833572	833568	833570	833570
--------	--------	--------	--------	--------	--------	--------	--------	--------

833577	833574	833575	833576	833576	833577	833575	833576	833576
--------	--------	--------	--------	--------	--------	--------	--------	--------

-	-	833582	833583	833583	-	833582(1)	833583(1)	833583(1)
---	---	--------	--------	--------	---	-----------	-----------	-----------

-	-	842100	842101	842101	-	842100	842101	842101
---	---	--------	--------	--------	---	--------	--------	--------

833534	833535	833535	833535	833535	833535	833536	833536	833536
833530	833531	833531	833531	833531	833531	833532	833532	833532

1218	468	718	968	968	1218	718	968	968
------	-----	-----	-----	-----	------	-----	-----	-----

A

B

C

D

E

F

G

H

I

X



A

B

C

D

E

F

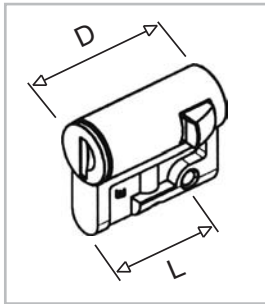
G

H

I

X

## Accessories



Profile half cylinder locks		
Standard: D = 40 mm - L = 30,5 mm		
832030	1	
With 2 keys V2432-E		
832031	1	
With 2 keys 1242-E		
832465	1	
With 2 keys 455-E		
832466	1	
With 2 keys 405-E		
843435	1	
With 1 square key, 6 mm		
832032	1	
With 1 square key, 8 mm		
832033	1	
With 1 triangular key, 8 mm		
832034	1	
With 1 triangular key, 11 mm		
832029	1	
With 1 double-bit key, 3 mm		



Handle		
833629	1	
For profile half cylinder locks (as replacement)		



Handle		
783148	1	
For two profile half cylinder locks. For utility applications.		



Padlocking handle		
833630	1	
For padlocking (max. Ø 10 mm)		



Depth adjustment kit		
833528	1	
Set of four brackets for depth adjustment of mounting plate (step 12,5 mm).		

Door stop / Canopy stop		
100° opening angle of the door or the canopy		
833649	1	
Left turning		
833650	1	
Right turning		




Wall mounting brackets for standard cabinets		
833651	1	
(as replacement)		
Kit of four brackets for clip fixation at the rear of the cabinet.		
Made of stainless steel type 304		



Wall mounting brackets for cabinets with rainhood		
833624	1	
Kit of four special brackets for clip fixation at the rear of the cabinet.		



Rainhood		
Rainhoods for enclosure combinations.		
Standard rainhoods on page B.20		



833656	1	1500 x 320 mm
833657	1	1750 x 320 mm
833658	1	2000 x 320 mm
833659	1	2250 x 320 mm
833660	1	2500 x 320 mm
833693	1	500 x 640 mm
833691	1	2000 x 640 mm
833692	1	750 x 640 mm
833683	1	1000 x 640 mm
833684	1	1250 x 640 mm



**Accessories (continued)**



<b>Pole mounting</b>	
<b>833625</b>	<b>1</b>
500 mm width	
<b>833626</b>	<b>1</b>
750 mm width	

At the rear of the enclosure, C-profiles are mounted on the wall mounting brackets. Around the pole, a steel holding band is installed. On the C-profiles, clamps are placed to fix the holding band securely.



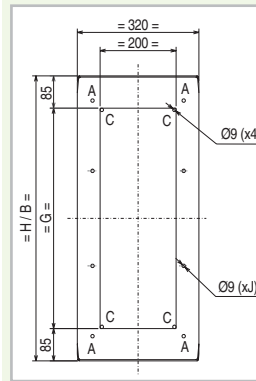

<b>Indoor IP20</b>	
<b>H x W</b>	
500 x 500 mm	<b>833556</b> 1
500 x 750 mm	<b>833557</b> 1
750 x 500 mm	<b>833558</b> 1
750 x 750 mm	<b>833559</b> 1
1000 x 500 mm	<b>833561</b> 1
1000 x 750 mm	<b>833562</b> 1

Frame and door with 2 double-bit locks. For controls and automation applications.



<b>Coupling kit IP65</b>			
Depth 320 mm			
H/B	G	J	
500	330	6	<b>833608</b> 1
750	580	8	<b>833610</b> 1
1000	830	12	<b>833612</b> 1
1250	1080	14	<b>833614</b> 1

Vertical and/or lateral coupling. Package includes the neopreen gasket, coupling bolts and nuts, and the protection profiles.

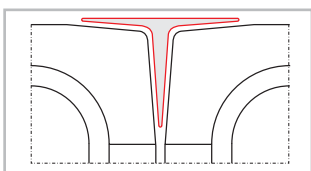



<b>19"/ETSI swing frame</b>	
For direct fixing of 19" or ETSI modular chassis to the standard drillings.	
<b>833680</b>	<b>1</b>
For cabinets H x W = 500 x 750 6 units 19" - 12 units ETSI	
<b>833681</b>	<b>1</b>
For cabinets H x W = 750 x 750 12 units 19" - 22 units ETSI	
<b>833682</b>	<b>1</b>
For cabinets H x W = 1000 x 750 18 units 19" - 32 units ETSI	
<b>833683</b>	<b>1</b>
For cabinets H x W = 1250 x 750 23 units 19" - 42 units ETSI	

Metal frame: epoxycoating RAL 7035  
19"/ETSI-profiles: galvanised bichromated metal



<b>Corner profile</b>	
<b>833653</b>	<b>1</b>
To fill up the corner between two coupled enclosures	
Length = 308 mm	
Use 2 profiles when coupling 4 enclosures	



<b>Blind coverplates for 19"/ETSI swing frames</b>	
To fill up the remaining free space	
<b>833684</b>	<b>1</b>
For cabinets H x W = 500 x 750 Height of the coverplate = 32 mm	
<b>833685</b>	<b>1</b>
For cabinets H x W = 750 x 750 Height of the coverplate = 15 mm	
<b>833686</b>	<b>1</b>
For cabinets H x W = 1250 x 750 Height of the coverplate = 28 mm	
Metal: epoxycoating RAL 7035	
Remark: not necessary for cabinet H x W = 1000 x 750	

A

B

C

D

E

F

G

H

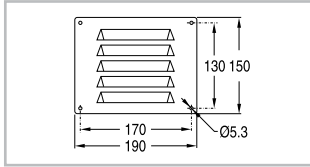
I

X



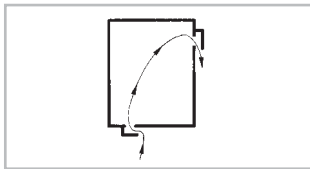


## Accessories (continued)



<b>Louvre plate</b>		
	<b>832019</b>	<b>1</b>

Fits on ventilation opening.  
Package includes 2 grids and 4 nylon nails.



<b>Air vents IP44</b>		
	<b>833677</b>	<b>1</b>

Two air vents must be mounted per enclosure to ensure sufficient air circulation and prevent condensation water.  
Complete with template and screws.  
Air vents are preferably mounted in the upper and lower part of the enclosure.

Please refer to chapter G for more ventilation options.



<b>Supporting chair</b>		
For PS220 and PS320	<b>891854</b>	<b>1</b>

For enclosures for temporary connections

<b>Coverplate</b>		
Mounted in front of mounting plate or mounting frame		

<b>PVC sheet - RAL 7035 - 3 mm</b>		
<b>For cabinet (HxW)</b>		
500 x 500 mm	<b>833549</b>	<b>1</b>

750 x 500 mm	<b>833550</b>	<b>1</b>
--------------	---------------	----------

750 x 750 mm	<b>833551</b>	<b>1</b>
--------------	---------------	----------

1000 x 500 mm	<b>833648</b>	<b>1</b>
---------------	---------------	----------

1000 x 750 mm	<b>833552</b>	<b>1</b>
---------------	---------------	----------

1000x1000 mm	<b>833553</b>	<b>1</b>
--------------	---------------	----------

1250 x 750 mm	<b>833554</b>	<b>1</b>
---------------	---------------	----------

1250x1000 mm	<b>833555</b>	<b>1</b>
--------------	---------------	----------

<b>Transparent sheet - 3 mm</b>		
<b>For cabinet (HxW)</b>		
500 x 500 mm	<b>833640</b>	<b>1</b>

750 x 500 mm	<b>833641</b>	<b>1</b>
--------------	---------------	----------

750 x 750 mm	<b>833642</b>	<b>1</b>
--------------	---------------	----------


1000 x 500 mm	<b>833643</b>	<b>1</b>
---------------	---------------	----------

1000 x 750 mm	<b>833644</b>	<b>1</b>
---------------	---------------	----------

1000x1000 mm	<b>833645</b>	<b>1</b>
--------------	---------------	----------

1250 x 750 mm	<b>833646</b>	<b>1</b>
---------------	---------------	----------

1250x1000 mm	<b>833647</b>	<b>1</b>
--------------	---------------	----------



Notes


Grid area for notes.

Insulated wall mounting cabinets

A
B
C
D
E
F
G
H
I
X



## Modular framework for DIN-rail equipment - IP20



### Delivered in kit-form

Content of the kit:

- 2 x support for left vertical profile
- 2 x support for right vertical profile
- 2 x vertical mounting profile
- 2 x insulated vertical cover for IP20
- 2 x insulated horizontal cover for IP20
- all screws and nuts for assembly



2 rows		Diagram	4 rows		Diagram
Description	Ref. No.		Description	Ref. No.	
40 mod. - HxW = 500x500	<b>833264</b>		80 mod. - HxW = 750x500	<b>833266</b>	
68 mod. - HxW = 500x750	<b>833265</b>		136 mod. - HxW = 750x750	<b>833267</b>	
6 rows		Diagram	7 rows		Diagram
Description	Ref. No.		Description	Ref. No.	
120 mod. - HxW = 1000x500	<b>833268</b>		238 mod. - HxW = 1250x750	<b>833270</b>	
204 mod. - HxW = 1000x750	<b>833269</b>				

Modular functions and accessories, see B.27



A

B

C

D

E

F

G

H

I

X

**Modular functions for DIN-rail equipment (to be mounted on the modular framework)**



- Consists of:
- DIN-rail
  - coverplate with rectangular cut-out
  - accessories for assembly

		Centre distance 150 mm	
Height	Width	500 mm	750 mm
150 mm			
	Modules (1 mod. = 18 mm) Ref. No.	20 833272	34 833278

**Modular functions for terminals or other equipment (to be mounted on the modular framework)**



- Consists of:
- DIN-rails
  - plain coverplate
  - accessories for assembly

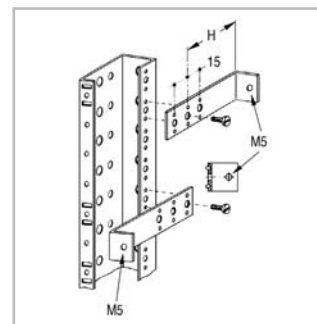
		Centre distance 150 mm	
Height	Width	500 mm	750 mm
150 mm			
	Ref. No.	833271	833277
300 mm			
	Ref. No.	833274	833280

**Accessories (to be mounted on the modular framework)**



Metal mounting plates	
	833275 1
H x W = 150 x 500 mm	
	833281 1
H x W = 150 x 750 mm	
	833276 1
H x W = 300 x 500 mm	
	833282 1
H x W = 300 x 750 mm	

Depth extension studs for metal mounting plates with 2 screws M5 x 10 (1 set = 2 pieces)	
	828059 1 set
Length (mm): 20-35-50	
	828060 1 set
Length (mm): 25-40-55	
	828061 1 set
Length (mm): 30-45-60	
	828062 1 set
Length (mm): 65-80-95	
	828063 1 set
Length (mm): 70-85-100	
	828064 1 set
Length (mm): 75-90-105	
	828031 1 set
Length (mm): 110-125-140	



A

B

C

D

E

F

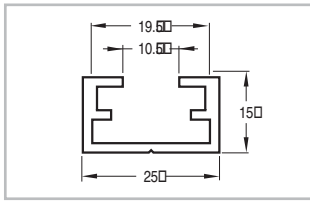
G

H

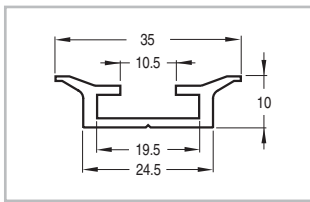
I

X

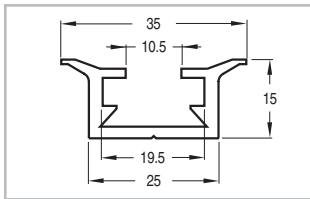
### Accessories for Alu mounting frame



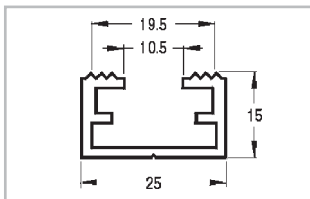
Aluminium profiles (mm)	
<b>833537</b>	1
Enclosure width 500 - Profile length 468	
<b>833538</b>	1
Enclosure width 750 - Profile length 718	
<b>833539</b>	1
Enclosure width 1000 - Profile length 968	
<b>833540</b>	1
Enclosure width 1250 - Profile length 1218	
<b>811421</b>	1
Profile length 3000	



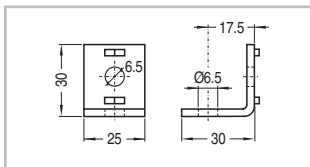
<b>833545</b>	1
Enclosure width 500 - Profile length 468	
<b>833546</b>	1
Enclosure width 750 - Profile length 718	
<b>833547</b>	1
Enclosure width 1000 - Profile length 968	
<b>833548</b>	1
Enclosure width 1250 - Profile length 1218	
<b>811502</b>	1
Profile length 3000	



<b>833541</b>	1
Enclosure width 500 - Profile length 468	
<b>833542</b>	1
Enclosure width 750 - Profile length 718	
<b>833543</b>	1
Enclosure width 1000 - Profile length 968	
<b>833544</b>	1
Enclosure width 1250 - Profile length 1218	
<b>811501</b>	1
Profile length 3000	

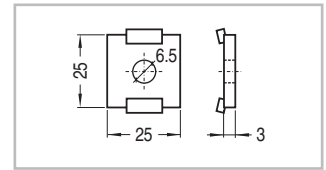


<b>811417</b>	1
Profile length 3000	

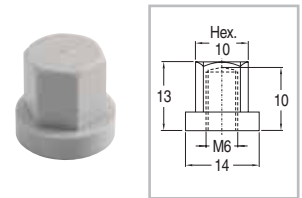


Fixing brackets	
<b>811463</b>	100

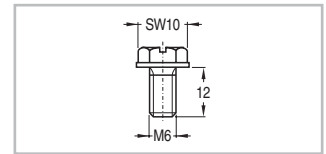
Support for studs	
<b>811462</b>	100



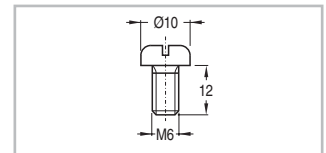
Insulated nut	
<b>601225</b>	100
RAL 7035	



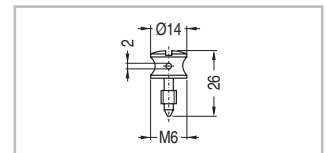
Screws	
<b>811483</b>	100
Screw M6 with flange	



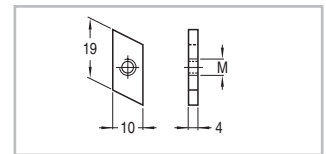
<b>833655</b>	100
Screw M6 x 12	



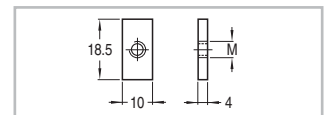
<b>811451</b>	100
Screw M6 in PVC for coverplate (sealable)	



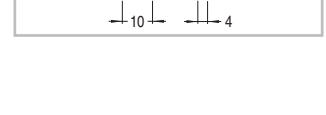
Nuts in metal	
<b>811435</b>	100
M6	



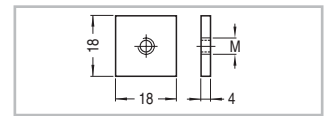
<b>811438</b>	100
M4	



<b>811442</b>	100
M6	



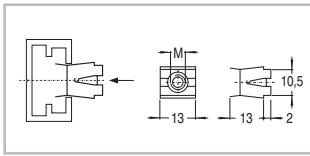
<b>811446</b>	100
M6	



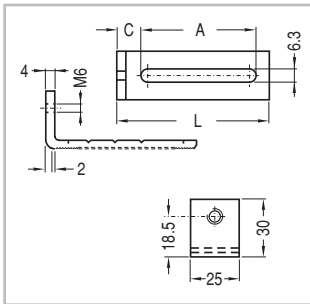
<b>811447</b>	100
M8	



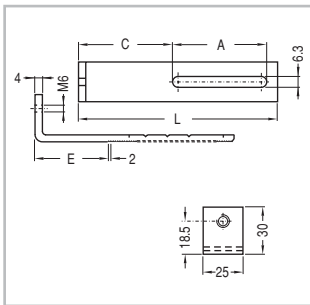
Accessories for Alu mounting frame (continued)



Nuts in PVC	
	<b>811443</b> 100
M6	



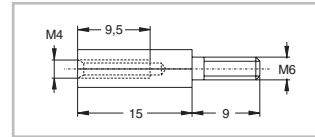
Brackets	
	<b>811477</b> 100
L = 25 - A = 10 - C = 9,5	
	<b>811478</b> 100
L = 40 - A = 24 - C = 9,5	
	<b>811479</b> 100
L = 80 - A = 64 - C = 9,5	



	<b>811480</b> 100
L = 120 - A = 64 - C = 49,5 - E = 41,5	

Studs	
<b>Type 1 - M4-M6</b>	
	<b>811336</b> 100

L = 15



<b>Type 2 - M6-M6</b>	
	<b>811337</b> 100

L = 15

**811338** 100

L = 20

**811454** 100

L = 25

**811339** 100

L = 30

**811455** 100

L = 35

**811456** 100

L = 45

**811457** 100

L = 55

**811458** 100

L = 65

**811340** 100

L = 70

**811460** 100

L = 80

**811461** 100

L = 100

**811341** 100

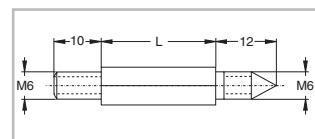
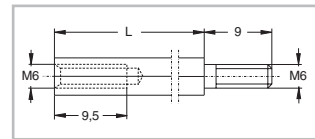

L = 120

<b>Type 3 - M6-M6</b>	
	<b>811342</b> 100

L = 60

**811343** 100

L = 30



A

B

C

D

E

F

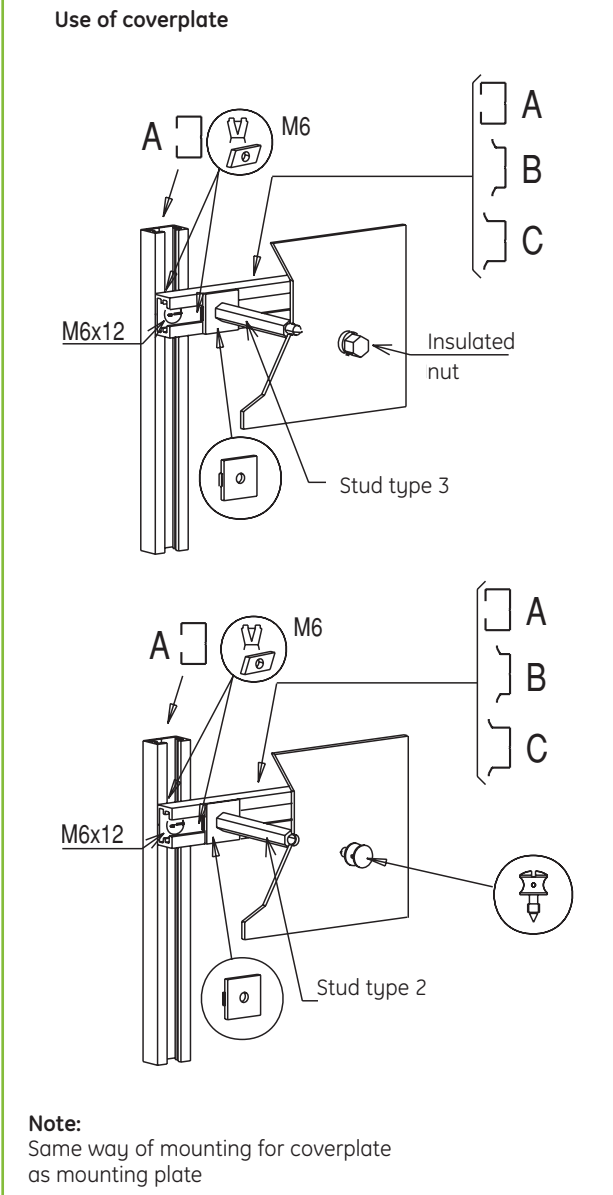
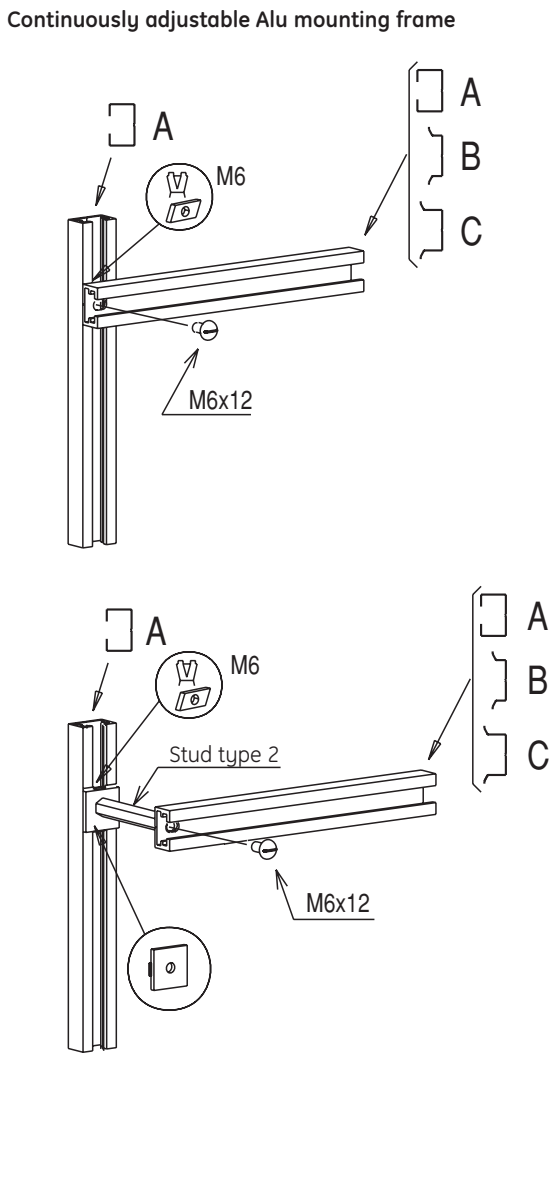
G

H

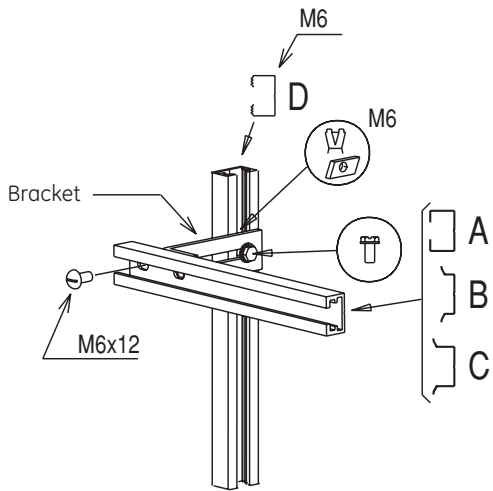
I

X

Mounting applications for Alu mounting frame



Adjustable Alu mounting frame in steps of 12.5 mm



# GE Consumer & Industrial Power Protection

Power Protection (formerly GE Power Controls), a division of GE Consumer & Industrial, is a first class European supplier of low-voltage products including wiring devices, residential and industrial electrical distribution components, automation products, enclosures and switchboards. Demand for the company's products comes from wholesalers, installers, panel-board builders, contractors, OEMs and utilities worldwide.

[www.ge.com/ex/powerprotection](http://www.ge.com/ex/powerprotection)  
[www.ge.com/eu/powerprotection](http://www.ge.com/eu/powerprotection)

GE CONSUMER & INDUSTRIAL  
POWER PROTECTION  
Nieuwevaart 51  
B-9000 Gent  
T +32/9 265 21 11  
F +32/9 265 28 90  
E [gepcbhel@gepc.ge.com](mailto:gepcbhel@gepc.ge.com)

GE POWER CONTROLS Ltd  
129-135 Camp Road  
St Albans  
Herts AL1 5HL  
United Kingdom  
Customer Service  
T 0800 587 1251  
F 0800 587 1239  
E [gepcuk@gepc.ge.com](mailto:gepcuk@gepc.ge.com)



GE imagination at work